


# LIONEL ELECTRIC TRAINS

MODEL RAILROAD ACCESSORIES

---

LIONEL CORPORATION TINPLATE



# Nostalgia with a Modern Twist


Hearken back to the days of tinplate...a time when toys sparked the imagination of children all over the world. Relive the iconic scene of a family gathered around a Christmas tree watching the electric train run circles around a pile of glimmering packages. For many, tinplate trains, regardless of scale or gauge, call to mind the magical introduction of electricity, which made things like silent movies and radio the primary forms of entertainment.

While the first toy trains were rudimentary wooden models-created to be pushed or pulled (by a string) across the floor, before long, American trains had a design and individuality all their own. These new trains now used cast iron instead of wood, allowing manufactures to capture details, as they never had before. The later years of the nineteenth century brought consumers self-propelled locomotives that ran on pieces of sectional track.

Due in large part to the pioneers of model railroading, including Lionel, American Flyer, Ives, and Marx, trains began to take on a life of their own. Kits like the 4 and 9U allowed

boys to understand the inner workings of an electric engine themselves, discovering firsthand what made their favorite toys run. Sets like the 214 Armored Motor car transported enthusiasts to another world, allowing boys to "Play War! And bring up siege guns on the tracks". Additionally, sets like the Union Pacific City of Denver, which recreated the real-life train down to the smallest detail, were now easily accessible by anyone.

For nearly three decades, M.T.H. has been making Tinplate Traditions™ reproductions that take you back to that era, to give you the same thrill a child had when he opened a box and became the luckiest kid on the block. When Lionel LLC and M.T.H. created the licensing venture called Lionel Corporation Tinplate, we were able to produce the most exciting and fun-to-operate trains ever produced, while still highlighting the genuine graphics of the originals.



## Traditional or 21st-Century Electronics

Lionel Corporation offers you the choice of enjoying tinplate trains that perform just like new toys of eighty years ago, or updated with modern features and technology. Most of our locomotives are offered in both Traditional and Proto-Sound® 2.0 configurations. Traditional versions don't just look like the prewar originals; they operate like them, too.

Traditional locomotives feature open-frame AC motors and mechanical E-units (reverse units)

for operators who want to recreate the full tinplate experience — complete with buzzing E-units, growling motors, and the smell of ozone in the air! Proto-Sound 2.0 versions feature the same accurate, nostalgic appearance on the outside but feature 21st-Century technology inside. Proto-Sound offers today's tinplate operator more features than a child of the 1920s or '30s ever dreamed of; turn to page 2 for details.





### See 'Em in Action

We also offer you the choice of learning about our products through traditional or 21st-Century media — or both. In this and future catalogs, we're striving to recreate the excitement that a new catalog generated nearly every year from the early 1900s through the onset of World War II. To help set the stage, we've included many quotes from Lionel and American Flyer catalogs of the period; like the trains themselves, the language is often outlandish, colorful, and only loosely related to the real world.

In addition, you can explore Lionel Corporation products in a manner that would have seemed like science fiction to a child of the 1920s or '30s: seeing and hearing them in action on a computer screen perched on your desk or in your lap, on [www.lionelcorporation.com](http://www.lionelcorporation.com).

Close-up photos and action videos of many items in this catalog can be found on our site. On the home page, simply click "The Models" on the left-hand menu, enter the item number in the "Product Search" feature, and then scroll down the item page for detail photos and/or a link to an action video.

### Where to Find 'Em

Reflecting the cooperative nature of the Lionel Corporation, a collaboration between Lionel Electric Trains and M.T.H., our products will be available from both Lionel and M.T.H. authorized dealers. We invite you now to turn the page, step back in time and enjoy the magic that was — and still is — tinsplate toy trains.



## Table of Contents

Proto-Sound 2.0 .....	2
Ready-To-Run O Gauge Sets .....	4
Ready-To-Run Std. Gauge Sets .....	6
Celebration Series .....	10
<b>O Gauge</b>	
UP City of Denver Sets .....	12
262E Transition Sets .....	14
260E & 256 Electric .....	16
American Flyer 3117 Sets .....	18
No. 214 Armored Set .....	20
4U Kits .....	21
2800 Series Freight Cars .....	22
2600 Series Freight Cars .....	24
<b>Standard Gauge</b>	
No. 7 & No. 6 Steam Sets .....	26
Blue Comet Set .....	28
392E and Stephen Girard Sets .....	30
American Flyer 4696 Steam .....	32
American Flyer Freight Cars .....	33
309 Passenger Sets .....	34
408E State Set .....	36
No. 9 Electric & 418 Passenger Sets .....	38
408E & 418 Passenger Sets .....	40
No. 8 & No. 9 Trolleys .....	42
American Flyer Freight Cars .....	44
200 Series Freight Cars .....	45
500 Series Freight Cars .....	47
Accessories .....	49
Transformers/DCS .....	62
Track .....	63
Club .....	64
Website .....	65

# Locomotive Features

## Traditional or 21st-Century Electronics

Lionel Corporation offers you the choice of enjoying tinplate trains that perform just like new toys of eighty years ago, or updated with modern features and technology. Most of our locomotives are offered in both Traditional and Proto-Sound® 2.0 configurations.

Traditional versions don't just look like the pre-war originals; they operate like them, too. Traditional locomotives feature open-frame AC motors and mechanical E-units (reverse units) for operators who want to recreate the full tinplate experience — complete with buzzing E-units, growling motors, and the smell of ozone in the air!

Proto-Sound 2.0 versions feature the same accurate, nostalgic appearance on the outside but 21st-Century technology inside. Proto-Sound offers today's tinplate operator more features than a child of the 1920's or '30's ever dreamed of, including all of the following features:

## Vivid Engine Sounds

Proto-Sound features digital recordings with CD-quality playback. Press the transformer whistle/horn button to hear the wail of an electric locomotive horn or the melody of an authentic steam whistle. Press the bell button to alert passengers to your train's arrival or departure. With the optional DCS system, you can also tune each engine to your preference by individually adjusting bell, horn or whistle, and steam chuff or electric motor volume.

## Station Sounds

Proto-Sound passenger engines offer Passenger Station Proto-Effects™, a complete arrival and departure sequence that you can activate from your transformer or DCS handheld. Freight engines include Freight Yard Proto-Effects, a symphony of freight terminal sounds.

## Atmospheric Sounds

Crew conversations, the whoosh of a steam engine opening its cylinder cocks, and a host of other atmospheric sounds play automatically at random when using a conventional transformer — or can be activated individually from the DCS handheld.

## Speed Control and Slow Speed Capability


Original tinplate locomotives often had two speeds: fast and faster. Proto-Sound 2.0 locomotives can throttle down to a slow crawl, highball down the main line, or maintain any speed in between. And the Locomotive Speed Control built into Proto-Sound 2.0 acts like the cruise control on a car, keeping your train moving at the speed you select, regardless of hills and curves.

## Great Smoke

Proto-Sound steam engines feature fan-driven Proto-Smoke™, the most powerful smoke system in the hobby. You can vary the intensity with the smoke "volume" control on the locomotive or remotely with a DCS handheld.

## Synchronized Chuff and Puff

Like a real steam engine, Lionel Corp. steamers feature puffs of smoke and steam chuff sounds synchronized with the drive wheels. Better than any other model train, our locomotives portray the drama of a steam engine slowly chuffing



and puffing as it pulls out of a station and gets up to speed. And steam chuff sounds vary automatically depending on how hard your engine is working.



### Brake Sounds

Engine brakes squeal whenever you throttle back sharply or pull into a station. In DCS mode, you can trigger the brake sound with the Brake button on the DCS handheld.

### Remote Uncoupling

Our O gauge Proto-Sound steam locomotives offer remote uncoupling anywhere on your layout, controlled from your transformer or DCS remote. The opening of the coupler is accompanied by the hiss of air hoses parting and the clank of the coupler opening.



### Command Control

Add the M.T.H. Digital Command System (DCS) to your railroad and enjoy the command control capability built into every Proto-Sound 2.0 locomotive. Operate up to 99 engines on the same track at the same time with individual control over each engine. For more information on command control and DCS, see page 62 or click on the "DCS Fun!" tab on our Web site, [www.lionelcorporation.com](http://www.lionelcorporation.com).

## Product Features

### "Ready-to-Run" Sets Include:

- Locomotive with Proto-Sound® 2.0, featuring passenger station or freight yard Proto-Effects™
- 3-car consist (O Gauge sets) or 2-car consist (Standard Gauge sets)
- O Gauge sets feature 31" x 51" 12-piece RealTrax® oval and RailWare™ interactive DVD with track layout software
- Standard Gauge sets feature 8-piece 42" circle of Standard Gauge track with roadbed
- Lighted track Lock-On, with wires to connect with transformer
- UL-approved 50-watt transformer with digital remote control

Sets not cataloged as "Ready-to-Run" include locomotive and cars only

### Rolling Stock Features:

- Stamped steel body and chassis
- Baked enamel finish
- Colorful, attractive paint schemes
- Stamped steel trucks

- Metal wheels and axles
- Operating stamped steel or die-cast couplers (various coupler styles, as per original prewar models)
- Opening doors on reefers, boxcars, and cattle cars

### Traditional Steam Locomotive Features:

- Die-cast chassis
- Stamped steel boiler and cab (unless otherwise noted)
- Baked enamel finish
- Colorful, attractive paint scheme
- Brass or nickel trim
- Metal wheels, axles, and gears
- Stamped steel tender trucks
- Track voltage operating headlight
- Open-frame AC motor with mechanical E-Unit
- Operating stamped steel or die-cast couplers (various coupler styles, as per original prewar models)
- Remotely controlled box-type Proto-Coupler™ (O gauge models only)

### Traditional Electric Locomotive Features:

- Stamped steel body and chassis
- Baked enamel finish
- Colorful, attractive paint scheme
- Brass or nickel trim
- Metal wheels, axles, and gears
- Track voltage operating headlight
- Open-frame AC motor with mechanical E-Unit
- Operating stamped steel or die-cast couplers (various coupler styles, as per original prewar models)

### Additional Features on Proto-Sound 2.0 Locomotives:

- Constant voltage headlight
- Precision flywheel-equipped can motor
- Locomotive speed control
- Synchronized puffing ProtoSmoke™ system (steam engines only)
- Proto-Sound® 2.0 with the Digital Command System (DCS™), featuring Passenger Station or Freight Yard Proto-Effects™

Not all products depicted in this catalog are production models. In some cases, the items pictured may be antique originals that have been altered digitally. All items' graphic features and content are subject to change after publication. All product features may be verified on their retail packages. M.T.H. Electric Trains is in no way affiliated with any of the railroads featured in this catalog.

©2010, M.T.H. Electric Trains, 7020 Columbia Gateway Drive, Columbia Maryland 21046-1532 [www.mthtrains.com](http://www.mthtrains.com) 410-381-2580  
MTH Trademarks: M.T.H. Electric Trains®, M.T.H.®, MTH Railroaders Club™, Loco-Sound™, Proto-Sound® 2.0, Proto-Speed Control™, Proto-Doppler™, Proto-Dispatch™, Proto-Cast™, ProtoSmoke™, Proto-Coupler™, Proto-Effects™, Z-750™, Z-4000®, Z-1000™, DCS™ and the MTH Numbering System and all others indicated throughout this catalog.

M.T.H.'s DCS Digital Command System has received U.S. Patent No. 6,457,681. M.T.H.'s Proto-Sound® 2.0 system has received U.S. Patent Nos. 6,457,681 B1 (sound system), 6,457,681 B1 (Proto-Speed Control), 6,604,641 (Proto-Coupler), 6,280,278 (Proto-Smoke). M.T.H.'s RealTrax has received U.S. Patent No. 6,019,289. M.T.H.'s Z-4000 Transformer has received U.S. Patent Nos. 6,281,606 & 6,624,537.

Some images used in this publication © 2010 [www.clipart.com](http://www.clipart.com)  
Products bearing Union Pacific mark(s) are made under trademark license from Union Pacific Railroad Company.  
Lionel®, The Lionel Corporation, TrainMaster Command Control®, TMCC®, Legacy®, CAB-1®, American Flyer® and Lionel Electric Trains® are registered trademarks of Lionel Trains L.L.C.  
Licensed By Lionel LLC



# Lionel O Gauge Ready-To-Run Sets




Christmas - 249E O Gauge Steam Passenger Train Set  
 11-5505-1 Proto-Sound 2.0 \$ 499.95  
 11-5505-0 Traditional \$ 499.95



Christmas - 605 Baggage Passenger Car  
 11-80015 \$ 89.95






No. 269E Distant Control Freight Set  
 11-5507-1 Proto-Sound 2.0 \$ 499.95  
 11-5507-0 Traditional \$ 499.95  
*Originally Cataloged in 1935*

**Ready-to-Run O Gauge sets include everything you need to get your model railroading adventures started:**

- No 249E, 269E, or #4 Electric locomotive with ProtoSound 2.0 including smoke\*, whistle, bell, and dozens of other additional sounds.
- Three car freight or passenger set (depending on the model)
- Lighted caboose
- 12 piece RealTrax oval
- UL approved 50-watt transformer with digital remote control
- Lighted track lockon with color-coded wire harness

*\*Available in steam locomotives only*



No. 299 Outfit Freight Set  
 11-5506-1 Proto-Sound 2.0 \$ 499.95  
 11-5506-0 Traditional \$ 499.95  
*Originally Cataloged in 1929*

# Lionel Standard Gauge Freight Ready-To-Run Sets

The No. 384 steam locomotive has long been considered one of the stalwarts of classic standard gauge locomotives. Like most rare collector items, the No. 384's attractiveness can be attributed to it's many multiple uses during the heyday of the Tinplate era. Now returning to life with contemporary electronics and an authentic paint scheme, the No. 384 Set will perform like no traditional standard gauge locomotive thanks to the power and performance of Proto-Sound 2.0.

The 318 steam engine was also a classic of the tinplate era; a medium-priced engine produced in a variety of colors that remained in the Lionel catalog for twelve years, 1924-35 - a longer production run than perhaps any other tinplate loco. The 1925 catalog described the 318 as "Introduced in response to a great demand for a single-super-motor locomotive built on the lines of our 402, but smaller and contains many of the constructional features of the larger engine." Like most Lionel Standard Gauge equipment, the 318 was sized according to price: it was about two-thirds the size of the more expensive twin-motored 402, although both engines ran on the same gauge track. Also in common with the 402 and a number of other Lionel engines, the 318 was based loosely on the prototype New York Central S-type boxcab - although the Lionel versions were less sharp-edged and arguably handsomer than the real thing.

New for 2011 the 386-outfit freight set comes with the number 513 Cattle Car, and 517 Caboose, while the 340E set includes (2) 500 series Hopper Cars and one 500-series caboose. Both sets also contain a 50-watt power supply with digital remote control, 8 Piece RealTrax Std. Gauge Track Circle, Lighted Track Lock-On, and RailWare DVD. Pair this engine with its matching set of freight cars to experience what made boys happy eight decades ago.



Orange & Brass Trim - No. 515 Std. Gauge Oil Car  
11-30086 \$ 99.95  
*Originally Cataloged in 1939*



Red with Brass Trim- No. 516 Std. Gauge Coal Car  
11-30087 \$99.95  
*Originally Cataloged from 1930-1934*  
Red with Nickel Trim - No. 516 Std. Gauge Coal Car  
11-30026 \$99.95



Light Green w/Brass Trim - No. 512 Std. Gauge Gondola Car  
11-30044 \$79.95  
*Originally Cataloged from 1935-1939*

{ 6 }





No. 340E Coal Train Freight Set  
 11-5008-1 Proto-Sound 2.0 \$ 599.95  
*Originally Cataloged from 1929-1930*

**Ready-to-Run Standard Gauge sets include everything you need to get your model railroading adventures started:**

- No. 318E electric locomotive or No. 384 steam locomotive and tender with ProtoSound 2.0 including smoke\*, whistle, bell, and dozens of other additional sounds.
- Two or three car freight or passenger set (depending on the model)
- Lighted caboose
- 12 piece RealTrax oval
- UL- approved 50-watt transformer with digital remote control
- Lighted track lockon with color-coded wire harness

*\*Available in steam locomotives only*



No. 386 Outfit Freight Set  
 11-5007-1 Proto-Sound 2.0 \$ 599.95  
*Originally Cataloged from 1930-1932*



# Lionel Standard Gauge Passenger Ready-To-Run Sets



Baby State Set - No. 342E Outfit Std. Gauge Passenger Set  
11-5009-1 \$ 599.95  
*Originally Cataloged from 1930-1931*



Two-Tone Brown - No. 309 Coach Passenger Car  
11-40038 \$139.95



Two-Tone Brown - No. 310 Baggage Passenger Car  
11-40039 \$139.95  
*Originally Cataloged from 1930-1933*

## Ready-to-Run Standard Gauge sets include everything you need to get started playing trains:

- No. 318E or 384E locomotive and passenger set with ProtoSound 2.0, including smoke\*, whistle, bell and dozens of additional sounds
- Two -car passenger set
- 8 Piece Tinplate track circle with roadbed
- UL-approved 50-watt transformer with digital remote control
- Lighted track lockon with color-coded wire harness

*\*Available in steam locomotives only*



Girls - No. 384E Steam Passenger Train Set  
11-5006-1 \$ 599.95




Girls - 339 Series Passenger Car  
11-40025 \$129.95



Girls - 332 Series Baggage Car  
11-40026 \$ 129.95

{ 9 }

# Lionel Celebration Series



Through its magical 110-year history, Lionel trains have captured the hearts and imagination of old and young alike. Perhaps no era's offerings are as magical or revered as those produced during our glorious prewar "Tinplate Years."

We are very proud to announce our "Lionel Tinplate Celebration Series" with exciting standard gauge and O gauge offerings. Over the next several catalogs, you will find limited-edition creations painted in the spectacular blue, orange and cream colors of Lionel so fans can celebrate the special magic of tinplate heritage.




Lionel Lines (New Haven) - 605 Coach Baggage Car  
11-80031 \$89.95

Lionel Lines (Hagerstown)- 607 Coach Passenger Car  
11-80032 \$89.95

Lionel Lines - O Gauge Celebration Passenger Train Set  
11-5508-1 Proto-Sound 2.0 \$499.95  
11-5508-0 Traditional \$499.95

**Ready-to-Run O Gauge sets include everything you need to get your model railroading adventures started:**

- #4 Electric locomotive with ProtoSound 2.0 including whistle, bell, and dozens of other additional sounds.
- Three car freight or passenger set (depending on the model)
- Lighted caboose
- 12 piece RealTrax oval with roadbed
- UL- approved 50-watt transformer with digital remote control
- Lighted track lockon with color-coded wire harness





Lionel Lines - No. 214R Std. Gauge Refrigerator Car  
11-30105 \$129.95

Lionel Lines - No. 43 Runabout Boat  
11-90079 \$399.95  
Measures: 18" x 4 3/4" x 4 7/8"



Lionel Lines - No. 215 Std. Gauge Oil Car  
11-30104 \$129.95



Lionel Lines - Std. Gauge No. 552 Diner  
11-90070 \$199.95  
Measures: 14 1/2" Wide x 5" High

# Lionel O Gauge UP City of Denver Sets

Introduced in 1936 as the Lionel Union Pacific Overland, the No. 299W Streamliner was advertised as an “Authentic model of the Union Pacific Railroad’s new Overland Express that races at a top clip from Denver to the coast.” By the following year, the set was more accurately identified as the Chicago–Denver City of Denver.

With a big front grille and long hood reminiscent of automobiles of the period, Lionel’s power car was actually a pretty accurate model of the City’s lead locomotives. The rest of the 299W’s articulated consist, however, was borrowed from Lionel’s Flying Yankee and bore little resemblance to the prototype. Lionel’s City was cataloged from 1936, when the actual train debuted, until 1939.

New for 2011, our model recreates the later version of Lionel’s City of Denver, as delivered in the UP’s Armour Yellow and Leaf Brown livery with all-yellow vestibules connecting the cars. (Lionel’s initial versions were produced with brown vestibule roofs.) In addition, we offer the uncataloged and very rare three-unit set produced around 1937 in Stephen Girard green with dark green roofs — perhaps intended to model the Illinois Central’s Green Diamond, a 1936 articulated train that was also painted in two-tone green.



City of Denver (Yellow & Brown) - O Gauge Union Pacific Passenger Set

11-6021-1 Proto-Sound 2.0 \$599.95

11-6021-0 Traditional \$599.95

*Originally Cataloged from 1936-1939*




City of Denver (Two-Tone Green) - O Gauge Union Pacific Passenger Set

11-6020-1 Proto-Sound 2.0 \$599.95

11-6020-0 Traditional \$599.95

*Originally Cataloged from 1936-1939*



City of Denver (Yellow) - O Gauge Streamline Coach Car  
11-80029 \$99.95




City of Denver (Green) O Gauge Streamline Coach Car  
11-80030 \$99.95

# Lionel 262E Transition Sets



Vermillion/Maroon - #1695 3-Car O Gauge Passenger Set  
11-80027 \$ 349.95  
*Originally Cataloged from 1935-1936*




Vermillion/Maroon - O Gauge No. 1685 Passenger Car  
11-80028 \$119.95  
*Originally Cataloged from 1935-1936*



Blue/Silver - O Gauge No. 1685 Passenger Car  
11-80026 \$ 119.95  
*Originally Cataloged from 1935-1936*





Black w/Nickel - 262E O Gauge Steam Engine  
11-6022-1 Proto-Sound 2.0 \$ 299.95  
11-6022-0 Traditional \$ 299.95  
*Originally an Un-Cataloged Set for Hearn's Department Store offered in 1935*

Making its debut in Lionel's 1933 catalog, the 262E was the same engine as the 262 and 261, only now the locomotive included an automatic reversing unit. The 262 and 261 were first introduced by Lionel in 1931 as a moderately priced replacement for the 257 and 258. The 262E was advertised as a "high speed, powerful locomotive with a wealth of detail". Enamelled in brilliant black with solid copper and brass trimmings, the 262E came equipped with a No. 88 controller-which could be used at any distance from the track to stop, start, or reverse the engine, and a new hinged boiler front-containing a realistic headlight.

Available in black or gray with nickel trim and accompanied by 1685 passenger cars in either Vermillion and Maroon or blue and silver, the 262E pulls into the Lionel Corporation lineup for 2011 available in both a traditional and contemporary version. Enthusiasts looking for a more modern feel may find the contemporary version of this locomotive, featuring Proto-Sound 2.0, more appealing. However, for those who prefer the more traditional features of these locomotives, we also offer the standard Distance Control Motor and brilliant black enamel finish that have become synonymous with Lionel steam engines.



Black w/Nickel - 262E O Gauge Steam Engine  
11-6023-1 Proto-Sound 2.0 \$ 299.95  
11-6023-0 Traditional \$ 299.95  
*Originally an Un-Cataloged Set offered in 1935*


Blue/Silver - #1695 3-Car O Gauge Passenger Set  
11-80025 \$ 349.95  
*Originally Cataloged from 1935-1936*

# Lionel 260 & 256 Passenger Sets

The No. 256 Electric locomotive was the largest O Gauge locomotive produced during the pre-war era and the only locomotive of that time to include two motors. In fact, not until the die-cast GG-1 Electric appeared in 1950 was an O Gauge locomotive equipped with two motors. The development of the 256 in 1924 was a response to the success of the Ives Corporation's wide-gauge products and it's inclusion of the "twin" motors was a gimmick that failed to initially offset Ives' development of the first automatic reversing unit that same year. Despite the Ives' innovations, the 256 proved resilient and remained a popular toy train until it's last year in 1930. During its heyday, the locomotive came equipped with both spoked and solid disc wheels but appeared only in orange livery.

The 1930 Lionel catalog trumpeted the release of the firm's very first O gauge steam engine: "Boys - here is the most remarkable "O" Gauge Steam Type Locomotive that has ever been produced". Dozens of blue prints and photographs of famous new locomotives from railroads all over the country were examined, and the best features of each were utilized by Lionel's Engineering Department in designing the 260E locomotive. It is built for speed and power. It is low, long, graceful and sturdy. Complete with its Pacific type oil-burning tender, the 260E represented a miracle of model railroad engineering. "The rhythm of its double action pistons and driving rods is characteristic of a great "Mogul of the Rails." It will be the pride of every boy who owns one."

Making its re-introduction to the Lionel Corporation Tinplate lineup for 2011, our 256 and 260 locomotives will sport the same details as the original but in a fit and finish that rivals that of its predecessor. These sets run smoother than any original tinplate locomotive, delivering huge plumes of puffing smoke, and features a clanging bell, wailing whistle, and "Latch-Type" Proto-Coupler™ that can be remotely activated by the transformer to uncouple from its trailing cars. Pair this engine with a set of 710 series passenger cars and these sets will sport the same detail as the original, but in a fit and finish that rivals that of its predecessor. In addition, the locomotive is equipped with two precision flywheel-equipped motors and comes outfitted with the fun and excitement of Proto-Sound 2.0.



Black w/Brass - 260E O Gauge Steam Engine  
 11-6024-1 Proto-Sound 2.0 \$429.95  
 11-6024-0 Traditional \$429.95  
*Originally Cataloged from 1930-1934*

Two-Tone Blue - 3-Car O Gauge 710 Series Passenger Set  
 11-80016 \$349.95  
*Originally Cataloged from 1933-1934*



Orange - #256 Electric Proto-Sound 2.0  
 11-6028-1 Proto-Sound 2.0 \$449.95  
 11-6028-0 Traditional \$449.95  
*Originally Cataloged from 1926-1928*

Orange - 3-Car O Gauge 710 Series Passenger Set  
 11-80019 \$349.95  
*Originally Cataloged from 1927-1928*



Red - 3-Car O Gauge 710 Series Passenger Set  
 11-80022 \$349.95  
*Originally Cataloged from 1931-1932*



Orange - O Gauge 710 Passenger Coach Car  
 11-80021 \$119.95  
*Originally Cataloged from 1927-1928*



Two-Tone Blue - O Gauge 710 Passenger Coach Car  
 11-80018 \$119.95  
*Originally Cataloged from 1933-1934*



Red - O Gauge 710 Passenger Coach Car  
 11-80024 \$119.95  
*Originally Cataloged from 1931-1932*



Orange - O Gauge 710 Passenger Baggage Car  
 11-80020 \$119.95



Two-Tone Blue - O Gauge 710 Passenger Baggage Car  
 11-80017 \$119.95





Red - O Gauge 710 Passenger Baggage Car  
 11-80023 \$119.95

# American Flyer 3117 Passenger Sets



O Gauge American Flyer "The Ambassador" Set  
11-6027-1 Proto-Sound 2.0 \$749.95  
11-6027-0 Traditional \$749.95  
*Originally Cataloged from 1928-1932*





One of the most stunning O Gauge locomotive sets to ever grace a pike first appeared in American Flyer's 1927 catalog. Featuring a No. 3117 electric locomotive and four matching passenger cars, the original Junior Mayflower and Ambassador sets were based on the President's Special set first cataloged in 1926. Unlike the President's Set from the year before, the Mayflower was produced with an all-chrome finish, while the Ambassador set was finished in red enamel, which added to the already rich detail and design of the engine and cars.

The Junior Mayflower set was produced as a one-of-a-kind special order for the president of American Flyer, William Ogden Coleman in 1928. Here was a custom-built train identical to the President's special, finished however in Cadmium Electric Plating rather than the standard Rolls Royce Cadmium Blue. "The finish has the appearance of either a high reflective brilliance or a satin-like dull gloss and has 20 times the rust-resisting qualities of nickel-plating". "Everything you see in this marvelous train is there - it has speed - it has stamina - it has matchless beauty and smartness of lines - it radiates richness in color scheme and boasts an array of solid brass and polished nickel trim found in no other train".

These extremely limited versions of the Junior Mayflower and Ambassador sets have been included in MTH's 2011 Lionel Corporation's lineup with a contemporary version that provides stellar performance to go along with its great looks. As with the original, the set is modeled after the Milwaukee Road Bi-Polar Electrics and features the No. 3117 Electric Locomotive, 3380 Club Car, (2) 3381 Pullman Cars, and one No. 3382 Observation Car. Available today with advancements such as ProtoSound 2.0, Operating Metal Latch Couplers, and (1) Precision Flywheel Equipped Motor, these sets are true replicas of these tinplate rarities.

O Gauge American Flyer Junior Mayflower Set  
 11-6026-1 Proto-Sound 2.0 \$749.95  
 11-6026-0 Traditional \$749.95  
*Originally made on special order of American Flyer President Mr. W.O. Coleman in 1928.*

# Lionel No. 214 Armored Set



No. 214 Armored Motor Car Outfit  
11-6025-0 \$ 399.95  
*Originally Cataloged in 1917*

No. 900 Armored Ammunition Car  
11-70061 \$59.95

No. 203 Armored Ammunition Car  
11-70062 \$59.95



Making its debut in 1917, the 214 Armored Motor Car Outfit offered boys the chance to be a general “just like the soldiers in Europe”. Comprised of the 203 motorcar and two #900 ammunition cars, outfit No. 214 operated on O-Gauge track, had two 6” long cars painted in battleship gray, and included eight sections of curved track. “Another triumph in motor car construction” Lionel’s outfit 214 allowed boys to “Play war! And bring up siege guns on the tracks”.

# Lionel 4U Kits


Offered in the kit form from 1928-1929, the 4U was a foreshortened version of Milwaukee Road's EP-2 Bi-polar electrics. The 4U kit allowed a child to see the glories of Lionel's engineering firsthand, by allowing them to build the locomotive from the ground up. Armature, field, brushes, and other parts were assembled into the famous "Build-a-Loco" motor using tools supplied in the kit. Once the motor was done, the builder could add the parts needed to create a locomotive, complete with manual reverse knob on the outside - or, by using a pulley shaft instead of wheels, make the motor into a stationary 3-speed power plant. Available in the traditional orange and gray with green apple color schemes, our recreation of this Lionel classic will provide any model train enthusiast with an extremely powerful, hands-on, locomotive.



Orange - #4U Kit  
11-6950-0 Traditional \$299.95  
*Originally Cataloged from 1928-1929*



Gray & Apple Green - #4U Kit  
11-6951-0 Traditional \$299.95



# Lionel 2800 Series O Gauge Freight Cars


Along with its top-of-the-line standard gauge freight cars, Lionel upgraded its high-end O gauge freight line in 1926: "In designing this marvelous new series of Lionel 'O' Gauge Freight Cars, our aim has been to express the individuality of every type of commercial freight car used on all railroads. Many new features never before carried out to such perfection are apparent in these cars." Catalog numbers, initially in the 800 series when the cars were equipped with latch couplers, were changed to 2800 series when new automatic box couplers were added in 1938.




Christmas - No. 2814 O Gauge Box Car  
11-70047 \$79.95



Christmas - No. 2815 O Gauge Oil Car  
11-70048 \$79.95



Blue & White - No. 2814R O Gauge Reefer Car (Silver Floor)  
11-70049 \$79.95  
*Originally Cataloged from 1938-1940*



Blue & White - No. 2814R O Gauge Reefer Car (Black Floor)  
11-70050 \$79.95



# Lionel 2800 Series O Gauge Freight Cars



Hoods Dairy - No. 2814R O Gauge Refrigerator Car  
11-70064 \$79.95



Isleys - No. 2814R O Gauge Refrigerator Car  
11-70065 \$79.95



Sheffield Farms - No. 2814R O Gauge Refrigerator Car  
11-70066 \$79.95




Miller - No. 2814R O Gauge Refrigerator Car  
11-70067 \$89.95

© 2010 MillerCoors, LLC. All rights reserved.  
Produced under license by M.T.H. Electric Trains. This licensed product  
is intended for adults of legal drinking age.




Red & Maroon - No. 2817 O Gauge Caboose  
11-70051 \$89.95  
*Originally Cataloged in 1940*

# Lionel 2600 Series O Gauge Freight Cars



Budweiser - No. 2654 O Gauge Tank Car  
11-70071 \$69.95

"© 2010 Anheuser-Busch, Inc. All Rights Reserved."



M&M'S® - No. 2654 O Gauge Tank Car  
11-70069 \$69.95



®/™ M&M'S, the letter M and the M&M'S Characters are registered trademarks of Mars, Incorporated and its affiliates.  
©MARS, Incorporated 2010



Railbox - No. 2655 O Gauge Box Car  
11-70073 \$59.95



Union Pacific - No. 2654 O Gauge Tank Car  
11-70068 \$59.95



Bakers Chocolate - No. 2654 O Gauge Tank Car  
11-70070 \$59.95




Harley-Davidson® Christmas - No. 2655 O Gauge Box Car  
11-70075 \$69.95

© 2010 H-D, All Rights Reserved.



M&M'S® Christmas - No. 2655 O Gauge Box Car  
11-70074 \$69.95



I Love New York - No. 2655 O Gauge Box Car  
11-70072 \$59.95

# Lionel 2600 Series O Gauge Freight Cars



Yellow & Brown - No. 2655 O Gauge Box Car  
11-70057 \$ 59.95  
*Originally Cataloged from 1939-1941*



Yellow & Maroon - No. 2655 O Gauge Box Car  
11-70056 \$ 59.95  
*Originally Cataloged in 1938*



Light Gray & Red - No. 2656 O Gauge Cattle Car  
11-70058 \$ 59.95  
*Originally Cataloged from 1938-1939*



Burnt Orange & Tuscan - No. 2656 O Gauge Cattle Car  
11-70059 \$ 59.95  
*Originally Cataloged from 1940-1941*



Stephan Girard Green - No. 2653 O Gauge Hopper Car  
11-70054 \$ 59.95  
*Originally Cataloged from 1938-1939*



Red - No. 2653 O Gauge Hopper Car  
11-70055 \$ 59.95



Light Gray - No. 2654 O Gauge Tank Car  
11-70052 \$ 59.95  
*Originally Cataloged from 1941-1942*




Black - No. 2654 O Gauge Tank Car  
11-70053 \$ 59.95





Blue - No. 659 Ore Dump Car  
11-70060 \$ 59.95

# Lionel #7 & #6 Passenger Sets



Pennsylvania - No. 6 Steam Engine  
 11-1019-1 Proto-Sound 2.0 \$899.95  
 11-1019-0 Traditional \$899.95  
*Originally Cataloged from 1910-1923*  
 Pennsylvania - 3-Car Std. Gauge 18, 19, 182 Passenger Set  
 11-40058 \$599.95





Lionel Lines No. 7 Steam Engine  
11-1018-1 Proto-Sound 2.0 \$899.95  
11-1018-0 Traditional \$899.95  
*Originally Cataloged from 1910-1923*  
New York Central Lines - 3-Car Std. Gauge 18, 19, 182 Passenger Set  
11-40057 \$599.95

“A thing of beauty and a joy forever”, the No. 6 steam locomotive made its debut in Lionel’s 1906 catalog as the most perfect miniature model ever placed on sale. Similar in every respect to the No. 6, the No. 7 was introduced in 1910 sporting a heavy sheet metal brass body instead of the previous Russian iron construction. Built along the lines of the newest powerful express passenger locomotives, the No. 6 and No. 7 both featured a 4-0-4 wheel arrangement-known as the American. Since this arrangement was widespread at the beginning of the 20th century, Lionel, not surprisingly chose to base their toys off of this popular model.

Built with the same care as the No. 5, these locomotives were equipped with a 4-wheel pilot truck, electric headlight, and reinforced phosphor bronze bearings. These features made for a durable outfit that would last indefinitely. Lionel earnestly recommended these locomotives “for those desiring a piece for a show window display, or for the added attraction to a showroom, or for a toy that is incomparable and will be appreciated all the time”. Proving that a Lionel locomotive crossed over all borders of model railroading enthusiasts. From the experienced show room owner, to the seller, to the child themselves these versatile locomotives were featured in the catalog until 1923.

Be at the forefront of American ingenuity in model railroading with the No. 6 and No. 7 Lionel Corporation steam locomotives. Paired with a 3-piece 18, 19, 182 passenger car set, including baggage and observation car, this set comes richly enameled and striped with gold lettering. Metal wheels and axles, overhead interior lighting, colorful, attractive paint schemes, detailed car interiors, baked enamel finish, stamped steel bodies and chassis’s, and operating latch couplers, bring these cars into the 21st century while still maintaining the look and feel of the original. Operators looking for a more modern feel may find the contemporary version of this locomotive, featuring Proto-Sound 2.0, more appealing. However, for those who prefer the more traditional features these locomotives, we also offer the standard Bild-a-LoCo Motor and stamped metal chassis that have become synonymous with Lionel.

# Lionel Standard Gauge Blue Comet Set

“The largest and most powerful model locomotive ever built,” proclaimed the 1931 catalog that introduced the 400E. Lionel spared no hyperbole in announcing its new steam engine: “Never before in the history of model train building has such a powerful locomotive been offered the American boy. This new 400E is the master of them all — a veritable giant of the rails”.

“In its creation, Lionel engineers have faithfully reproduced in steel, copper, brass and nickel, all of those fine and minute details that are found only in the largest, most modern railroad engines. Its long, low lines, its beauty of color and design and its mechanical precision opens the door for every boy to greater fun and enjoyment.”

The catalog cover depicted a real engineer praising the model to a pair of knicker-clad boys: “Just like mine’ says Bob Butterfield, engineer of the 20th Century Limited.” Apparently the engineer of the New York Central 4-6-4 Hudson ignored the fact that the 400E was short one set of drivers, to enable it to negotiate standard gauge curves. The inside of the catalog featured three more engineers praising the realism of Lionel’s models, with the slogan “Lionel trains are the trains railroad men buy for their boys.” Outfit No. 423E, a freight set headed by the 400E, would set you back \$72.50 in 1931 — about the same price as a train trip from Chicago to San Francisco, including a sixteen-day stay in the city by the bay.

For 2011, we offer the 400E in its most famous and arguably handsomest incarnation, as it appeared at the head of the Blue Comet set in two-tone blue.



Two Tone Blue with Nickel Trim - 400E Std. Gauge Steam Engine  
11-1017-1 Proto-Sound 2.0 \$899.95  
11-1017-0 Traditional \$899.95  
*Originally Cataloged in 1939*




Two Tone Blue with Nickel Trim - Std. Gauge Blue Comet Coach Car  
11-40042 \$379.95



Two Tone Blue with Nickel Trim - 3-Car Std. Gauge Blue Comet Set  
11-40040 \$1099.95  
*Originally Cataloged in 1939*




Two Tone Blue with Nickel Trim - Std. Gauge Blue Comet Baggage Car  
11-40041 \$379.95



# Lionel Stephen Girard Passenger Sets

Two-Tone Green w/Nickel - 3-Car Stephen Girard Set  
11-40046 \$599.95



Two-Tone Green w/Nickel - Stephen Girard Coach Car  
11-40048 \$199.95

Two-Tone Green w/Brass - Stephen Girard Coach Car  
11-40045 \$199.95



Two-Tone Green w/Nickel - Stephen Girard Baggage Car  
11-40047 \$199.95

Two-Tone Green w/Brass - Stephen Girard Baggage Car  
11-40044 \$199.95





Gray w/Nickel Trim - 392E Steam Engine  
 11-1016-1 Proto-Sound 2.0 \$799.95  
 11-1016-0 Traditional \$799.95  
*Originally Cataloged from 1936-1939*

One of the hardest to find standard gauge electrics, the #9E is sure to attract the interest of many tinplate enthusiasts. Paired alongside the mammoth 392E, these Stephen Girard two-toned passenger sets offer a one-of-a-kind color combination to these classic locomotives.

Doubling the fun of any existing layout, the #9, with distance control and Build-A-Loco motor, was based loosely off the New Haven style electrics. Equipped with two electric headlights “arranged so that the front one is always illuminated irrespective of the direction the locomotive is traveling”, brass window frames and number boards, 2 pantographs, ventilator inserts on each side, flag holders, shinny air tanks, and journal boxes. With the same attention to detail as the #9 Electric, the first year’s production of the 392 steam locomotive was painted black with copper and brass trim. Its wheels had red centers and its motor nickel sides. New in 1935, the 392E was painted in a gunmetal gray and the trim was now nickel. The plates reading “Lionel Lines” on the tender also became nickel, with its background color changing to red.

Offered together with matching Stephen Girard Coach and Baggage car, these sets are faithfully re-created from stamped metal components - and generally boasting bright, colorful enamel paint are not meant to be accurate reproductions of real trains. The attractive liveries found on the 300 passenger sets are an excellent example of how color and realism can be mixed together in the tinplate category. Regardless of the deco scheme, these cars match their original counterparts from the early 20th Century detail for detail, feature for feature.



Two-Tone Green - #9 Electric  
 11-2020-1 Proto-Sound 2.0 \$599.95  
 11-2020-0 Traditional \$599.95  
*Originally Cataloged from 1931-1933*  
 Two-Tone Green w/Brass - 3-Car Stephen Girard Set  
 11-40043 \$599.95  
*Originally Cataloged from 1931-1934*





# American Flyer Grand Canyon Freight Set




American Flyer - 4696 Steam Engine  
11-1020-1 Proto-Sound 2.0 \$999.95  
11-1020-0 Traditional \$999.95  
*Originally Cataloged from 1931-1934*

Introduced in the 1931 American Flyer catalog, the magnificently realistic “wide gauge steam type locomotive model 4696 was a faithful reproduction of the crack B.& O. locomotive, President Washington”. The authentic design is a stunning example of scale reproduction. Considered by even the most critical of model railroading enthusiasts to be the “finest miniature model ever made”, the 4696 was arguably better proportioned and more accurately detailed than competitive sheet-metal models from Lionel and Ives. With features such as a ringing bell, brass handrails, gold painted steps, brass feedwater steps, and brass conduit pipes, the 4696 at a price of \$43.50, was an attainable locomotive for even the average daily worker.

Reintroduced to the lineup for 2011, Lionel Corporation is proud to offer perhaps one of the best-proportioned standard gauge steamers ever made. Like the original, our model features a die-cast engine and tender, but without the metallic impurities that caused many of the original castings to deteriorate drastically with age. Enjoy the 4696 in the original black paint scheme- with your choice of a 1930's-style open frame motor or modern Proto-Sound 2.0 electronics with sound and puffing smoke.





White & Blue - 4018 Automobile Car  
11-30088 \$ 129.95  
*Originally Cataloged from 1927-1938*




Red - 4006 Hopper Car  
11-30090 \$129.95  
*Originally Cataloged from 1931-1936*



Cream & Blue - 4010 Tank Car  
11-30092 \$ 129.95  
*Originally Cataloged from 1928-1936*



Orange - 4022 Machine Car  
11-30093 \$109.95  
*Originally Cataloged from 1927-1938*



Green - 4017 Green Sand Car  
11-30091 \$ 129.95  
*Originally Cataloged from 1927-1938*



Red - 4021 Red Caboose  
11-30094 \$139.95  
*Originally Cataloged from 1927-1938*





Blue - 4020 Blue Stock Car  
11-30089 \$129.95  
*Originally Cataloged from 1928-1936*

# Lionel Standard Gauge 309 Passenger Sets



Blue/Dark Blue & Cream - 3-Car Std. Gauge 309 Series Passenger Set  
11-40035 \$399.95  
*Originally Cataloged in 1934*



Lionel Electric Railroad - 3-Car Std. Gauge 309 Series Passenger Set  
11-40037 \$399.95  
*Originally Cataloged from 1925-1927*



Black w/Brass Trim - 392E Steam Engine  
 11-1015-1 Proto-Sound 2.0 \$799.95  
 11-1015-0 Traditional \$799.95  
*Originally Cataloged from 1932-1937*



Gray w/Nickel - #9 Electric  
 11-2022-1 Proto-Sound 2.0 \$599.95  
 11-2022-0 Traditional \$599.95  
*Originally Cataloged from 1934-1935*

Two-Tone Girard Green - 3-Car Std. Gauge 309 Series Passenger Set  
 11-40036 \$399.95  
*Originally Cataloged from 1934-1935*

With the exception of the venerable 400E, standard gauge's largest steam locomotive is the mammoth 392E. Introduced in 1932, and remaining in the catalog until 1939, the 392E brings to life Lionel's next-to-the-top-of-the-line Standard-Gauge steamer for 2011. The first year's production was painted black with copper and brass trim. Its wheels had red centers and its motor nickel sides. New in 1935, the 392E was painted in a gunmetal gray and the trim was now nickel.

Making its first appearance in Lionel's 1928 catalog, the No 9 electric "doubled the fun" of any model railroad layout with the addition of distance control and a Build-A-Loco motor. Based loosely off the New Haven style electric, this locomotive contained many of the features synonymous with the detailing of Lionel trains; including two electric headlights "arranged so that the front one is always illuminated irrespective of the direction the locomotive is traveling", automated couplers, brass window frames and number boards, 2 pantographs, ventilator inserts on each side, flag holders, shiny air tanks, and journal boxes. Measuring 14 1/2" long and 6 1/4" high, the No 9 allowed its operator the freedom to "take them apart and assemble them in a few moments" as well as the ability to "stop, start, reverse, or operate them at any speed at any distance from the track".

Offered together with matching 300-series passenger car, these sets are available in blue/dark blue and cream, two-tone Girard green, and Lionel Electric Railroad (red), these cars are faithfully re-created from stamped metal components - and generally boasting bright, colorful enamel paint are not meant to be accurate reproductions of real trains. The attractive liveries found on the 309 passenger sets are an excellent example of how color and realism can be mixed together in the tinsplate category. Regardless of the deco scheme, these cars match their original counterparts from the early 20th Century detail for detail, feature for feature.

Like all Lionel Corporation Tinplate locomotives, the 392E and #9 Electric closely model the original. The boiler, tender and running gear are produced entirely from stamped metal components. Painted surfaces are decorated with high gloss paint and sport a fit and finish never seen on original models. Of course nothing complements the 392E than a beautiful set of matching passenger cars, each hand assembled entirely from all-metal components.

# Lionel Standard Gauge State Set


The year was 1927 and the 408E was at the top of its class. The power-packed twin-motor Standard Gauge locomotive was a child of the earlier 402, but the 408E held its own on the family tree. Unlike the 402, the 408E boasted large collapsible pantographs that were better proportioned to the engine, more intricately designed trim, and marker lights on each end, in addition to the headlights.

Ignoring real railroad practice of red markers to the rear and green markers to the front on certain trains, the 408E oddly followed nautical tradition: red lights on one side and green on the other. When the larger 381 hit the scene in 1928, it knocked the 408E out of the top spot. It didn't take long for the 408E to step out of the new locomotive's shadow, however.

The single-motor 381 didn't have the power to pull its accompanying train, the Transcontinental Limited. Known among collectors as the "State Set," the Transcontinental Limited had four 21 1/2" coaches - the largest Lionel ever made - and the 408E powered its way to the front of the line because it had the might to pull them. Our superb replica of the 408E makes its debut in the Lionel Corporation Tinplate line for 2011 in three paint schemes. Add this twin-motored Standard Gauge behemoth to your collection and experience the majesty of one of the most impressive toy locomotives ever made.



Two-Tone Brown - Std. Gauge State Baggage Car  
11-40028 \$399.95  
Two-Tone Blue - Std. Gauge State Baggage Car  
11-40032 \$399.95






Two-Tone Brown - 408E Tinplate Electric Engine  
11-2017-1 Proto-Sound 2.0 \$899.95  
11-2017-0 Traditional \$899.95  
*Originally Cataloged from 1930-1933*

Two-Tone Brown - 3-Car Std. Gauge State Set  
11-40027 \$1199.95



Two-Tone Brown - Std. Gauge Solarium State Car  
11-40030 \$399.95  
Two-Tone Blue - Std. Gauge Solarium State Car  
11-40034 \$399.95



Two-Tone Brown - Std. Gauge State Coach Car  
11-40029 \$399.95  
Two-Tone Brown - Std. Gauge State Coach Car  
11-40033 \$399.95



Two-Tone Blue w/ Brass Trim - 3-Car Std. Gauge State Set  
11-40031 \$1199.95

# Lionel Standard Gauge 418 Passenger Sets



Orange w/Brass Trim  
3-Car Std. Gauge 418 Set  
11-40051 \$599.95  
*Originally Cataloged from  
1929-1930*



Orange w/Brass Trim - Std. Gauge 418 Diner Car  
11-40052 \$199.95  
*Originally Cataloged from 1929-1930*



Dark Green w/Brass Trim - Std. Gauge 418 Diner Car  
11-40050 \$199.95  
*Originally Cataloged in 1928*



Dark Green w/Brass Trim - 3-Car Std. Gauge 418 Set  
11-40049 \$599.95  
*Originally Cataloged in 1928*

Dark Green - #9 Electric  
11-2023-1 Proto-Sound 2.0 \$599.95  
11-2023-0 Traditional \$599.95  
*Originally Cataloged from 1931-1933*





Paring interesting design with the ingenuity of a “Bild-a-LoCo” motor, the #9E pulled into the Lionel lineup in 1928. The addition of a Distance Control unit allowed the locomotive to start, stop, and reverse at any distance from the track. With a “beautifully designed body” the 9E incorporated many of the features that made Lionel one of a kind; including two electric headlights “arranged so that the front one is always illuminated irrespective of the direction the locomotive is traveling”, automated couplers, brass window frames and number boards, 2 pantographs, ventilator inserts on each side, flag holders, shiny air tanks, and journal boxes.


Available in four traditional color schemes: orange, dark green, two-toned Stephen Girard green, and gunmetal gray, the 9E also features two different types of mechanical figurations. Enthusiasts who prefer the classic tinplate features of the past will find the Traditional model is just as precisely detailed as its original first generation cousins. In fact, thanks to the Traditional version’s Build-a-LoCo motor and mechanical reversing unit, we’ve been able to recapture the sound, sights, and even smell of this beautifully recreated Standard Gauge classic.

Operators looking for a more modern feel may find the Contemporary version of this locomotive more appealing. A smooth operating Pittman can motor and drive train as well as the sounds and control of Proto-Sound 2.0 and DCS make the contemporary version a real operator favorite. Like all Lionel Corporation Tinplate trains, the #9E is a precise reproduction of the Standard Gauge classic. The body and chassis are made entirely of stamped metal and all painted surfaces are finished in vibrant baked enamel. This set, with additional 418 diner cars, will undoubtedly become “a realistic train that will give you hours and hours of fun”.



Orange - #9 Electric  
 11-2021-1 Proto-Sound 2.0 \$599.95  
 11-2021-0 Traditional \$599.95  
*Originally Cataloged from 1928-1930*

Two-Tone Green - #9 Electric  
 11-2020-1 Proto-Sound 2.0 \$599.95  
 11-2020-0 Traditional \$599.95  
*Originally Cataloged in 1929*



# Lionel Standard Gauge 418 Passenger Sets

“One of Lionel’s greatest achievements”, the 408E was at the top of its class when it made its debut in 1927. The earliest versions of this locomotive were painted Mojave with red pilots, included cast headlights which were mounted a top the body, and either combination or latch couplers were installed. At 17” long the 0-B+B-0 408E was a spruced up version of the twin motored 402.

“Keeping up with electric-railroad development”, Lionel offered the 408E with a substantial amount of additional trim, including a pair of collapsible pantographs, handrails, and illuminated signal lanterns. A “result of years of experiment and research by Lionel engineers”, the 408E was a “powerful locomotive capable of hauling a long line of cars at any speed desired”. Although the 381 burst onto the scene in 1928, knocking the 408E out of the top spot, it did not have the power to pull its accompanying stock (Transcontinental Limited). The largest Lionel ever made, the “State Set” proved too heavy for the 381, but the 408E powered its way through establishing itself as a “triumph of model engineering skill”. Equipped with Distance Control, the 408E was the only locomotive on the market to contain a twin motor. All of Lionel’s Twin-Super-Motor locomotives were able to operate on direct current as well as on alternating current, dry cell or storage batteries.

This exquisite replica of the 408E returns to the Lionel Corporation line for 2011 in the original Mojave paint scheme, with red pilots and additional 418 diner cars. With the same amount of realistic detail as the 1927 model, the 408E now offers the modern day advances of operating metal latch couplers, Proto-Sound 2.0 with digital command system featuring: freight yard Proto-Effects, and locomotive speed control. Add this twin-motored behemoth to your collection and experience the glory of one of the most impressive toy locomotives ever built.




Mojave - 408E Tinplate Electric Engine  
 11-2018-1 Proto-Sound 2.0 \$ 899.95  
 11-2018-0 Traditional \$ 899.95  
*Originally Cataloged from 1927-1929*

Mojave - 3-Car Std. Gauge 418 Set  
 11-40053 \$599.95



Pink - 408E Tinplate Electric Engine  
 11-2019-1 Proto-Sound 2.0 \$ 899.95  
 11-2019-0 Traditional \$ 899.95

Pink w/Brass Trim - 3-Car Std. Gauge 418 Set  
 11-40055 \$599.95



Pink w/Brass Trim - Std. Gauge 418 Diner Car  
11-40056 \$199.95




Mojave w/Brass Trim - Std. Gauge 418 Diner Car  
11-40054 \$199.95

# Lionel Standard Gauge #8 & #9 Trolleys



Green & Cream - #8 Pay-As-You-Enter Trolley (1 Motor)  
11-2024-1 Proto-Sound 2.0 \$529.95  
11-2024-0 Traditional \$529.95  
*Originally Cataloged from 1908-1914*



Introduced in 1909, the No. 9 Pay As You Enter Trolley is one of the ultimate collector's items for trolley enthusiasts. Two different models were created, with a slightly larger version appearing in the No. 9's second year, 1910, and lasting to the end of production in 1912.

The 1910 version was actually created from the No. 8 Pay As You Enter Trolley, also introduced in 1909. In fact, the only difference between the 1910 No. 8 and this 1910 No. 9 was that the No. 9 was equipped with two motors. The body was identical to the No. 8 and was painted the same dark olive green and cream colors.

The Lionel Corporation Tinplate version of the No. 8 and No. 9 Pay As You Enter Trolley are a faithful reproductions of the pre-war classic. The body and running gear are made entirely of stamped metal, and all painted surfaces are finished in beautiful baked enamel. This model will

undoubtedly become a favorite on your standard gauge layout or display.

Choose from versions equipped with Traditional motors or Contemporary electronics and Proto-Sound 2.0. The Contemporary version features transit stop simulation available only from Lionel Corporation Tinplate. Designed specifically for our municipal transit cars, the unique Proto-Sound® 2.0 transit program features Station Stop Proto-Effects, allowing you to program the No. 8 and No. 9 to stop automatically at designated station stops. When configured to run on automatic, the trolley stops itself at locations you define and calls out station names; the trolley essentially runs itself. And when you program the No. 8 and No. 9 for an out-and-back route, it even reverses itself and heads back downtown when it reaches the end of the line - stopping along the way at each station to broadcast the name of the stop and the hustle and bustle of passengers coming and going.



Orange & Cream - #9 Pay-As-You-Enter Trolley (2 Motors)  
 11-2025-1 Proto-Sound 2.0 \$599.95  
 11-2025-0 Traditional \$599.95  
 Originally Cataloged from 1909-1912

# American Flyer Standard Gauge Freight Cars

Regardless of choice, each series features cars constructed from heavy stamped metal bodies and chassis with a profusion of brightly plated metal details. All cars include black or silver oxide finished trucks, nickel or brass truck journal boxes, and latch couplers for that authentic look and feel of yesteryear.

Equally at home behind any other standard gauge locomotives, these stunningly attractive cars will add color and variety to any standard gauge layout or Christmas Garden.



Cream & Maroon - 4020 Stock Car  
11-30101 \$129.95  
*Originally Cataloged from 1928-1936*



Orange & Maroon - 4018 Automobile Car  
11-30095 \$129.95  
*Originally Cataloged from 1927-1938*




Maroon - 4017 Sand Car  
11-30099 \$129.95  
*Originally Cataloged from 1927-1938*



Blue - 4010 Tank Car  
11-30098 \$129.95  
*Originally Cataloged from 1928-1936*




Green - 4006 Hopper Car  
11-30100 \$129.95  
*Originally Cataloged from 1931-1936*



Orange & Green - 4022 Machine Car  
11-30097 \$109.95  
*Originally Cataloged from 1927-1938*



Cream & Red - 4021 Caboose  
11-30103 \$139.95  
*Originally Cataloged from 1927-1938*



Blue - 4022 Machine Car  
11-30096 \$109.95  
*Originally Cataloged from 1927-1938*



Red & Maroon - 4021 Caboose  
11-30102 \$139.95  
*Originally Cataloged from 1927-1938*

# Lionel 200 Series Std. Gauge Freight Cars



Budweiser - No. 215 Std. Gauge Oil Car  
11-30115 \$139.95

"© 2010 Anheuser-Busch, Inc. All Rights Reserved."



Tropicana - No. 215 Std. Gauge Oil Car  
11-30118 \$129.95



Gulf - No. 215 Std. Gauge Oil Car  
11-30117 \$129.95



Freedom Land - No. 215 Std. Gauge Oil Car  
11-30116 \$139.95



M&M'S® Christmas - No. 214 Std. Gauge Box Car  
11-30114 \$139.95



Circus - No. 214 Std. Gauge Box Car  
11-30113 \$129.95



®/™ M&M'S, the letter M and the M&M'S Characters are registered trademarks of Mars, Incorporated and its affiliates.  
©MARS, Incorporated 2010

# Lionel 200 Series Std. Gauge Freight Cars



Palisades Park - No. 214R Std. Gauge Refrigerator Car  
11-30112 \$129.95

Burpoh Beer - No. 214R Std. Gauge Refrigerator Car  
11-30109 \$129.95



Budweiser - No. 214R Std. Gauge Refrigerator Car  
11-30108 \$139.95

"© 2010 Anheuser-Busch, Inc. All Rights Reserved."



Hood's Dairy - No. 214R Std. Gauge Refrigerator Car  
11-30110 \$129.95



Altoona 36 Lager - No. 214R Std. Gauge Refrigerator Car  
11-30107 \$129.95



Old Reading Cream Ale - No. 214R Std. Gauge Refrigerator Car  
11-30111 \$129.95



# Lionel 500 Series Std. Gauge Freight Cars



B&O Sentinel - No. 514 Std. Gauge Box Car  
11-30121 \$99.95



State of Maine - No. 514 Std. Gauge Box Car  
11-30122 \$99.95



Hooker - No. 515 Std. Gauge Oil Car  
11-30126 \$99.95



Anheuser Busch - No. 515 Std. Gauge Oil Car  
11-30125 \$109.95

"© 2010 Anheuser-Busch, Inc. All Rights Reserved."



Pacific Fruit - No. 514R Std. Gauge Refrigerator Car  
11-30123 \$99.95



Tropicana - No. 514R Std. Gauge Refrigerator Car  
11-30124 \$99.95

# Lionel 500 Series Std. Gauge Freight Cars



Union Pacific - No. 513 Std. Gauge Cattle Car  
11-30119 \$99.95



Western Maryland - No. 513 Std. Gauge Cattle Car  
11-30120 \$99.95



Blue Coal - No. 516 Std. Gauge Coal Car  
11-30127 \$99.95



Waddell Coal - No. 516 Std. Gauge Coal Car  
11-30128 \$99.95




Pennsylvania - No. 517 Illuminated Caboose  
11-30129 \$119.95



Santa Fe - No. 517 Illuminated Caboose  
11-30130 \$119.95

# Lionel No. 840 Powerhouse



The original 840 Power Station was cataloged for 14 years, from 1928-1942. The steps, smokestacks, and water tower included with this Tinplate Traditions reproduction are often missing from the surviving originals, having been lost through the years. Originally equipped with panel board, containing six switches and the ability to accommodate two transformers, this accessories all steel construction and beautifully enameled coloring is sure to make a great addition to any Lionel layout.

No. 840 Powerhouse with Smoke  
11-90004 \$499.95  
Measures: 26 1/2" x 19 1/2" x 19"  
*Originally Cataloged from 1928-1942*


**With Smoking  
Smokestacks!**

**“Original and ornamental in design, it is embellished with wonderful details, such as doors, windows, frames, etc., all actually inserted, not merely represented by lithography.”**

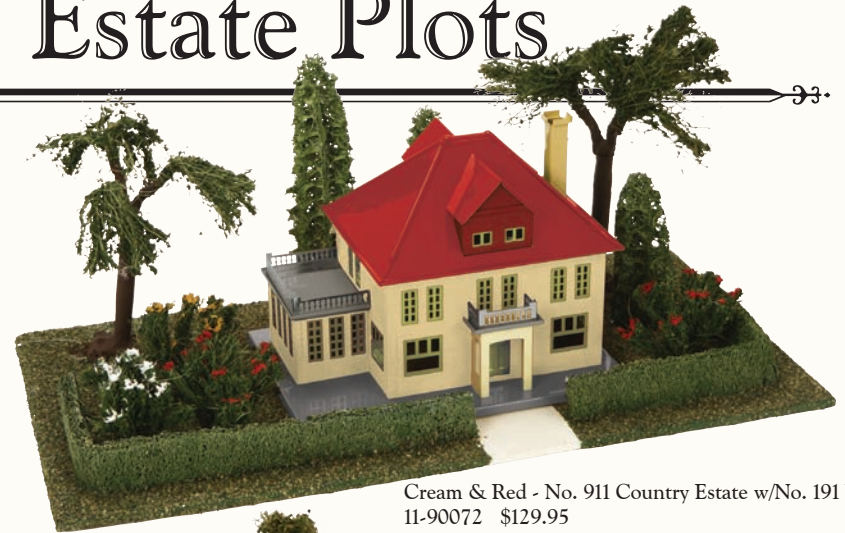
No. 840 Powerhouse with Smoke  
11-90005 \$499.95  
Measures: 26 1/2" x 19 1/2" x 19"  
*Originally Cataloged from 1940-1942*



# O Gauge Lionel Estate Plots



Crackle Red & Pea Green - No. 911 Country Estate w/No. 191 Villa  
 11-90073 \$129.95  
 Measures: 15 7/8" x 8 1/2"  
 Originally Cataloged from 1932-1942



Cream & Red - No. 911 Country Estate w/No. 191 Villa  
 11-90072 \$129.95  
 Measures: 15 7/8" x 8 1/2"  
 Originally Cataloged from 1932-1942



Light Green & Peacock - No. 913 Landscaped Plot w/Bungalow  
 11-90077 \$119.95  
 Measures: 15 7/8" x 8 1/2"  
 Originally Cataloged from 1932-1942



White & Maroon - No. 913 Landscaped Plot w/Bungalow  
 11-90076 \$119.95  
 Measures: 15 7/8" x 8 1/2"  
 Originally Cataloged from 1932-1942



Lt. Mustard & Medium Green - No. 912 Suburban Home Plot w/No. 189 Villa  
 11-90075 \$129.95  
 Measures: 15 7/8" x 8 1/2"  
 Originally Cataloged from 1932-1942



Ivory & Peacock - No. 912 Suburban Home Plot w/No. 189 Villa  
 11-90074 \$129.95  
 Measures: 15 7/8" x 8 1/2"  
 Originally Cataloged from 1932-1942

# Lionel Accessories



White & Blue - Std. Gauge No. 552 Diner  
 11-90071 \$199.95  
 Measures: 14 1/2" x 5"


Recreating these iconic pieces with all of the same function and beauty as the original, Lionel Accessories are sure to add a touch of whimsy and nostalgia to any tinsplate layout. From the standard gauge flag poles, to the diners, and passenger stations, this assortment of accessories are a must-have for anyone trying to recreate a traditional layout.




Std. Gauge #90 Flag Pole & Base  
 11-90049 \$49.95  
 Measures: 14 1/2" Tall  
*Originally Cataloged from 1927-1942*



AF Old Glory #2050 Flag Pole & Base  
 11-90078 \$89.95  
 Measures: 23 1/3" Tall  
*Originally Cataloged from 1928-1934*



Cream & Blue - Std. Gauge #89 Flag Pole & Base  
 11-90065 \$49.95  
 Measures: 14 1/2" Tall




Lionel Lines - Std. Gauge #89 Flag Pole & Base  
 11-90066 \$49.95  
 Measures: 14 1/2" Tall




White - Std. Gauge #89 Flag Pole & Base  
 11-90067 \$49.95  
 Measures: 14 1/2" Tall  
*Originally Cataloged from 1923-1934*

# Lionel No. 444 Roundhouse & No. 200 Turntable



**“This is one of the most important and practical accessories ever designed.”**



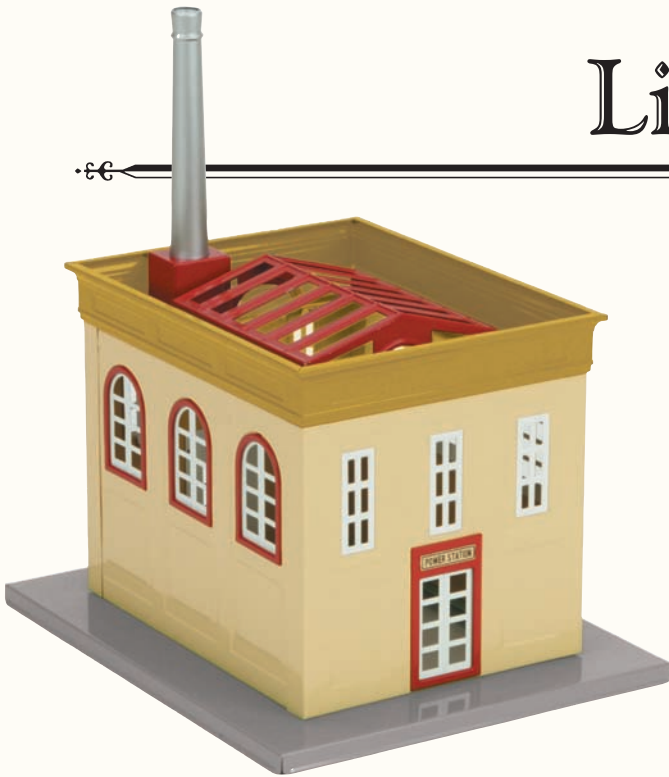
No. 444 Roundhouse Section  
11-90063 \$499.95  
Measures: 24" x 20 1/2" x 14 1/2"  
*Originally Cataloged from 1932-1935*

**“Perfectly balanced so that the heaviest locomotives can be turned easily in any direction by means of the hand wheel worm gear on the turntable”**



Red & Black -No. 200 Turntable  
11-90064 \$199.95  
Measures: 17" in Diameter  
*Originally Cataloged from 1928-1933*

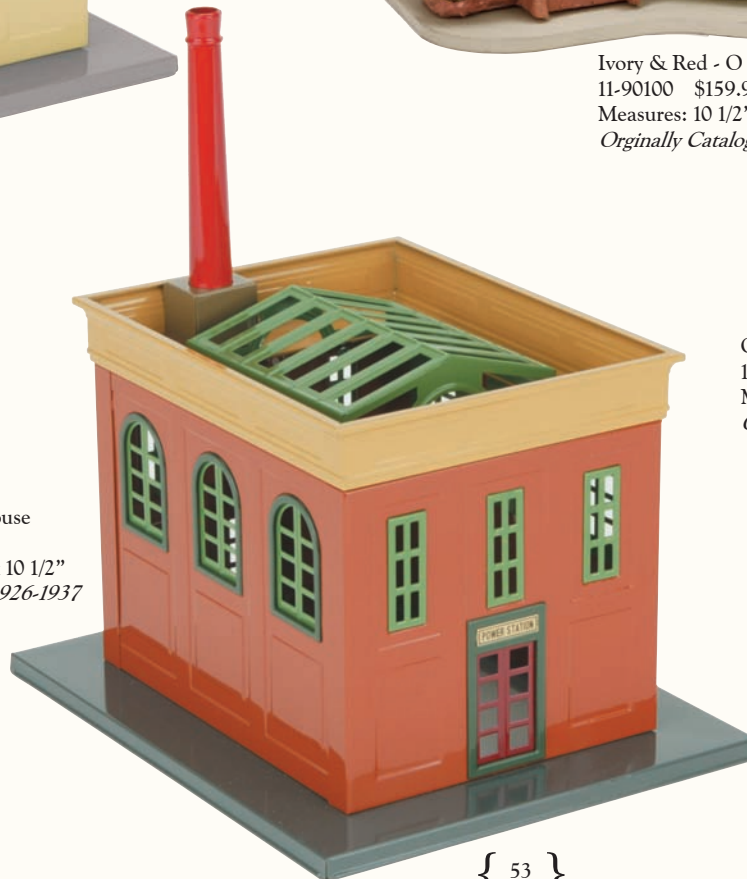
# Lionel Accessories



Cream - 436 Powerhouse  
11-90089 \$149.95  
Measures: 9 1/4" x 7 3/4" x 10 1/2"  
*Originally Cataloged from 1926-1937*



Ivory & Red - O Gauge No. 442 Diner  
11-90100 \$159.95  
Measures: 10 1/2" Wide x 3" High  
*Originally Cataloged from 1938-1942*



Terra Cotta - 436 Powerhouse  
11-90090 \$149.95  
Measures: 9 1/4" x 7 3/4" x 10 1/2"  
*Originally Cataloged from 1926-1937*



Orange/Green - No. 438 Signal Tower  
11-90094 \$149.95  
Measures: 6" x 4 3/4" x 12"  
*Originally Cataloged from 1927-1939*

# Lionel #300 Hellgate Bridge

White/Silver - Hellgate Bridge  
11-90002 \$ 499.95  
Measures: 28 3/4" x 10 7/8" x 11"  
*Originally Cataloged from 1935-1942*

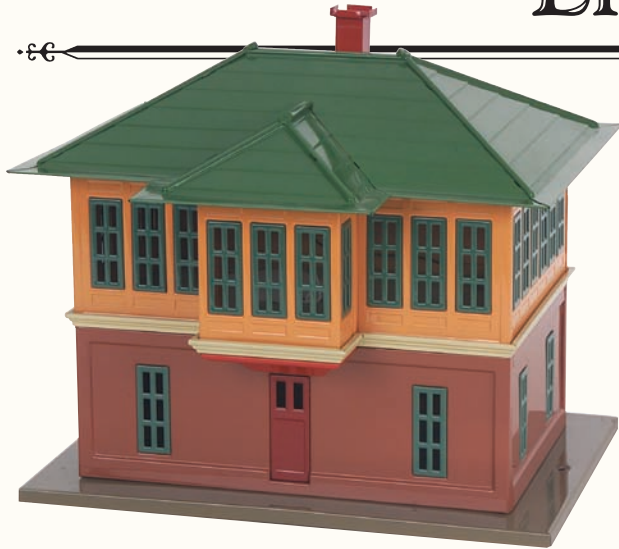


**“Nothing so elaborate or architecturally perfect as this bridge has ever been made for use with a model electric train.”**

Green/Cream - Hellgate Bridge  
11-90001 \$ 499.95  
Measures: 28 3/4" x 10 7/8" x 11"  
*Originally Cataloged from 1928-1934*



# Lionel Accessories




Terra Cotta & Pea Green - No. 437 Switch Tower  
11-90006 \$279.95  
Measures: 11 7/8" x 7 9/16 x 9 1/4  
*Originally Cataloged from 1926-1935*



Lionel City - No. 134 Station w/Train Stop  
11-90062 \$299.95  
Measures: 13 1/2 x 9 1/4 x 10  
*Originally Cataloged from 1937-1942*

## No. 85 Racing Automobile Set



The 1912 No. 85 Lionel Racing Automobiles set was the forerunner of the slot car era of the 1960s. Two tinplate cars, featuring rubber tires and cast driver and passenger, race around a two-lane oval. Powered by a standard AC transformer, the cars zip around the track with pickups sparking and motors whining.

**“The appearance of the cars, especially when whizzing around the track at top speed is realistic in the extreme. To watch them racing, neck and neck, one now forging ahead, and the other striving to overtake it, is, to say the least, exciting. It is as though the spectator were suddenly transported, as if by some magic hand, to a liliputian land, and stands like a giant over some tiny sports congress.”**



Straight Race Car Track Section  
11-90044 \$19.95



Outside Curve Race Car Track Section  
11-90046 \$19.95

Inside Curve Race Car Track Section  
11-90045 \$19.95




No. 85 Race Car Set  
11-90043 \$699.95

*Originally Cataloged from 1912-1916*

# Lionel Accessories



Cream & Red - No. 191 Villa  
 11-90011 \$69.95  
 Measures: 5 1/2" x 5" x 5 1/2"  
*Originally Cataloged from 1923-1932*




#46 Crossing Gate and Signal  
 11-90057 \$59.95  
 Measures: 9" x 3 1/2" x 5 3/4"  
*Originally Cataloged from 1939-1942*




No. 192 Villa Set  
 11-90010 \$199.95  
 Measures: 7" x 5" x 5 1/4"



No.165 Magnetic Crane  
 11-90026 \$299.95  
 Measures: 6" x 6 1/2" x 10"  
*Originally Cataloged from 1940-1941*

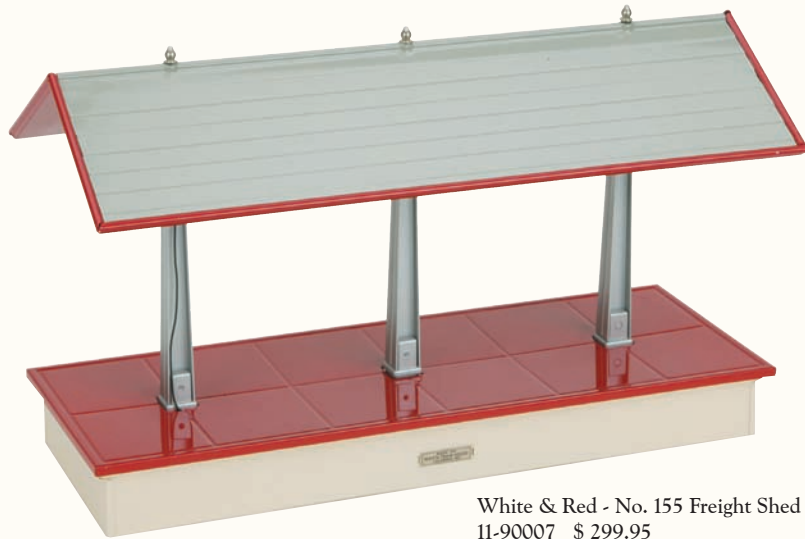


Silver & Red - #440 Signal Bridge & Control Panel  
 11-90087 \$299.95  
 Measures: 14 1/2" x 3 3/4"  
*Originally Cataloged from 1932-1935*



Gray & Red - #440 Signal Bridge & Control Panel  
 11-90088 \$299.95  
 Measures: 14 1/2" x 3 3/4"  
*Originally Cataloged from 1932-1935*

# Lionel Accessories



White & Red - No. 155 Freight Shed  
 11-90007 \$ 299.95  
 Measures: 18" x 8" x 11"  
*Originally Cataloged from 1940-1942*



No. 550 Railroad Figure Set  
 11-90041 \$99.95  
 Each Figure Measures 3" Tall



Dark Green - No. 205 Std. Gauge Merchandise Containers  
 11-90050 \$129.95  
 Measures: 3 1/4" x 3" x 4"  
*Originally Cataloged from 1930-1938*



No. 209 Small Oil Drum Set  
 11-90058 \$19.95  
*Originally Cataloged from 1935-1942*



Orange Cart/Peacock Dump - No. 163 Freight Accessory Set  
 11-90038 \$99.95  
*Originally Cataloged from 1930-1942*

# Lionel Boats





Two legendary tinplate accessories return to life with our faithful recreations of the Nos. 43 and 44 Lionel boats, complete with clockwork motor and adjustable rudder like the originals. "A HUNDRED FEET A MINUTE! That's the speed of the dashing Lionel Craft — the boats that have been winning races everywhere. But speed is not all you get — wonders of wonders, these boats actually steer themselves! They will run out in a straight line for about a hundred feet, then turn around automatically and come back toward the operator. Or for straight-away racing, the rudder can be locked so that the boat will speed ahead continually ... or travel 'round in circles.'"



No. 43 Runabout Boat  
11-90053 \$399.95  
Measures: 18" x 4 3/4" x 4 7/8"  
*Originally Cataloged from 1938-1941*



No. 44 Speed Boat  
11-90054 \$399.95  
Measures: 18" x 4 3/4" x 4 7/8"  
*Originally Cataloged from 1935-1936*



# Lionel Accessories



Cream & Green - No.116 Passenger Station  
 11-90095 \$399.95  
 Measures: 19 1/2" x 9 1/4" x 9"  
*Originally Cataloged from 1935-1937*



Ivory/Peacock - No. 1189 Std. Gauge Villa  
 11-90098 \$299.95  
 Measures: 9" x 8 1/4" x 9"




White & Maroon - No. 1184 Std. Gauge Bungalow  
 11-90097 \$199.95  
 Measures: 8" x 4 5/8" x 6 3/8"




Light Green/Gray  
 No. 1184 Std. Gauge Bungalow  
 11-90096 \$199.95  
 Measures: 8" x 4 5/8" x 6 3/8"

## Standard Gauge Sized Villas




Cream & Red - No. 1191 Std. Gauge Villa  
 11-90099 \$299.95  
 Measures: 12" x 8 1/2" x 9"


# Lionel Light Sets



Mojave/Terra Cotta - #94 High-Tension Tower Set  
11-90110 \$149.95  
Measures: 22" Tall



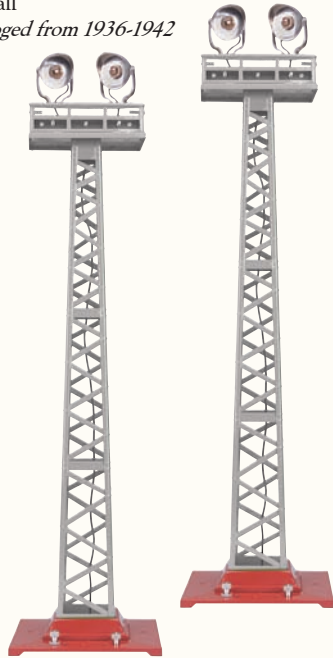
Dark Green/Yellow - No. 69 Operating Warning Bell  
11-90109 \$49.95  
Measures: 8 3/4" Tall



No. 80 Operating Semaphore  
11-90031 \$69.95  
Measures: 15" Tall  
*Originally Cataloged from 1936-1942*




#99 Std. Gauge Automatic Block Signal  
11-90036 \$69.95  
Measures: 11 3/4" Tall  
*Originally Cataloged from 1932-1935*



Silver & Red - No. 92 Floodlight Tower Set  
11-90107 \$159.95  
Measures: 22" Tall  
*Originally Cataloged from 1935-1941*




Black & White - No. 78 Std. Gauge Automatic Control Signal  
11-90029 \$69.95  
Measures: 10 3/4" Tall  
*Originally Cataloged from 1924-1932*



Silver - No. 79 Flashing Railroad Signal  
11-90108 \$69.95  
Measures: 11 1/2" Tall



#87 Railroad Crossing Signal  
11-90033 \$49.95  
Measures: 6 3/4" Tall  
*Originally Cataloged from 1927-1942*



Grey & Red - No. 71 Telegraph Post Set (6/Set)  
11-90055 \$79.95  
Measures: 22" Tall  
*Originally Cataloged from 1921-1931*

# Lionel Light Sets



Black - No. 57 Corner Lamp Set  
11-90016 \$34.95  
Measures: 7 1/2" Tall  
*Originally Cataloged from 1922-1942*



Orange - No. 57 Corner Lamp Set  
11-90084 \$34.95  
Measures: 7 1/2" Tall  
*Originally Cataloged from 1922-1942*



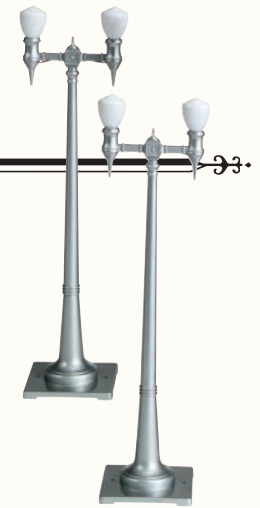
Green - No. 56 Gas Lamp Set  
11-90014 \$34.95  
Measures: 7 3/4" Tall  
*Originally Cataloged from 1924-1942*



Maroon - No. 56 Gas Lamp Set  
11-90015 \$34.95  
Measures: 7 3/4" Tall  
*Originally Cataloged from 1924-1942*



Pea Green - #580-1 Teardrop Lamp Set  
11-90056 \$19.95  
Measures: 6 3/4" Tall



Aluminum - No. 63 Lamp Post Set  
11-90032 \$49.95  
Measures: 13 3/4" Tall  
*Originally Cataloged from 1933-1942*



Orange - No. 57 Corner Lamp Set  
11-90085 \$34.95  
Measures: 7 1/2" Tall  
*Originally Cataloged from 1922-1942*



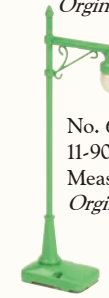
Yellow - American Flyer No. 2013 Corner Lamp Set  
11-90086 \$34.95  
Measures: 7 1/2" Tall



Orange - No. 58 Lamp Set - Single Arc  
11-90104 \$34.95  
Measures: 7 3/4" Tall



Peacock - No. 58 Lamp Set - Single Arc  
11-90103 \$34.95  
Measures: 7 3/4" Tall



No. 64 Street Lamp  
11-90042 \$29.95  
Measures: 6 3/4" Tall  
*Originally Cataloged from 1940-1942*



Black - No. 59 Gooseneck Lamp Set  
11-90020 \$39.95  
Measures: 8 3/4" Tall  
*Originally Cataloged from 1920-1936*



Light Green - No. 59 Gooseneck Lamp Set  
11-90106 \$39.95  
Measures: 8 3/4" Tall ]



Dark Green - No. 59 Gooseneck Lamp Set  
11-90105 \$39.95  
Measures: 8 3/4" Tall



Pea Green - No. 54 Street Lamp Set  
11-90101 \$44.95  
Measures: 9 1/2" Tall  
*Originally Cataloged from 1929-1935*



State Brown - No. 54 Street Lamp Set  
11-90102 \$44.95  
Measures: 9 1/2" Tall  
*Originally Cataloged from 1929-1935*

# DCS™ ... SIMPLY THE BEST WAY TO RUN A RAILROAD™

## Transformers

While the Z-1000™ that comes with every Lionel Corporation Tinplate Ready-To-Run set provides plenty of power to operate your set and several accessories, you'll find as you add more track, cars, and accessories to your layout that you may need more power to keep everything running. Fortunately, we have you covered.

If you want to power up gradually, you can purchase additional 100-watt Z-1000 transformers as the need arises. Featuring a U.L.-approved design, the Z-1000 utilizes a separate controller that contains a super-smooth throttle control as well as bell, horn and direction buttons that can operate any manufacturer's locomotives and sound systems — including Proto-Sound-equipped steam, diesel and electric locomotives.

If you want to max out your power potential, the 400-watt Z-4000® is the most powerful transformer to receive the UL-listing for the model railroading hobby. The Z-4000 has two separate throttles to let you power two different tracks, and it has two fixed power outputs you can use for operating accessories. A single Z-4000 will power a lot of layout.



Z-4000 Transformer  
40-4000 \$439.95

Z-1000 Transformer  
40-1000 \$99.95

Power & Track Pack  
40-1071 \$149.95  
Contains (1) Z1000 Transformer, 31" x 51" RealTrax Oval, (1) RealTrax Lockon, (1) RealTrax Wire Harness

### Why the U.L. Listing?

M.T.H. Electric Trains is committed to manufacturing safe, U.L. approved transformers and power supplies. By subjecting our transformers to the strenuous tests and requirements of the U.L. laboratories, M.T.H. helps ensure that these products meet the same requirements as other consumer electronics sold today. When choosing a new transformer, model railroaders should only look for those that have received a U.L. listing.

This remote is **SIMPLE**.

IT Features **INTUITIVE MENUS**.

It can be **OPERATED EASILY WITH ONE HAND**.

It can be **UPGRADED FOR FREE** over the Internet.



It can run 1100\* Proto-Sound® 2.0 engines and every Lionel®, Atlas, Weaver, and Third Rail TMCC®, EOB, or Legacy™ engine ever made — and run 99 of them at the same time, on the same track, independently, in command mode.

It can also **RUN ALL CONVENTIONAL AC LOCOMOTIVES** without the purchase of any additional hardware.

With the addition of an Accessory Interface Unit (AIU), it can **OPERATE ANY ACCESSORY OR SWITCH**.

It can **CREATE SCENES AND ROUTES** that are triggered with one push of a button.

Learn More at [www.lionelcorporation.com](http://www.lionelcorporation.com)

\* Number of different Proto-Sound® 2.0 engines cataloged through the 2010 Lionel Corporation tinplate catalog.

While all TMCC features can be accessed by the DCS handheld remote, at present some Legacy features cannot be accessed by the DCS remote.



DCS Remote Control System  
50-1001 \$299.95  
DCS Remote Control - Handheld Unit  
50-1002 \$149.95



DCS Track Interface Unit (TIU)  
50-1003 \$179.95



Wire Harness  
11-99015 \$4.99



Proto-Sound Battery  
50-1008 \$11.95  
Proto-Sound 2.0 Battery Charger  
50-1019 \$14.95



Video Guide To DCS - DVD  
60-1191 \$19.95



AA NiCad Proto-Sound Battery  
50-1024 \$9.95



DCS Accessory Interface Unit (AIU)  
50-1004 \$99.95



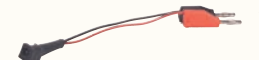
TIU/TMCC-Legacy 6' Connector Cable  
50-1032 \$19.95  
TIU/TMCC - 6' Connector Cable



6' Mini-to-Mini Cable  
50-1009 \$9.95



Remote Commander Set  
50-1033 \$49.95



TIU/Barrel Jack Adapter Cable  
50-1017 \$9.95


24-Port Terminal Block  
50-1020 \$29.95  
12-Port Terminal Block  
50-1014 \$19.95





# Lionel Standard Gauge Track

Green Base - Std. Gauge Switch  
Right Hand 42" Diam.  
11-99044 \$89.95



Green Base - Std. Gauge Switch  
Left Hand 42" Diam.  
11-99045 \$89.95

Green Base - Std. Gauge Switch (Wide Radius) - Right Hand 72"  
11-99074 \$99.95


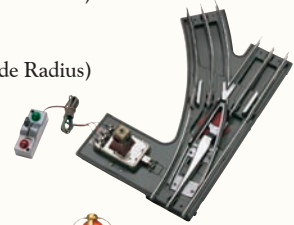
Green Base - Std. Gauge Switch (Wide Radius) - Left Hand 72" Diam.  
11-99075 \$99.95

Black Base - Std. Gauge Switch - Right Hand 42" Diam.  
11-99046 \$89.95

Black Base - Std. Gauge Switch - Left Hand 42" Diam.  
11-99047 \$89.95

Black Base - Std. Gauge Switch (Wide Radius)  
Right Hand 72  
11-99076 \$99.95

Black Base - Std. Gauge Switch (Wide Radius)  
Left Hand 72  
11-99077 \$99.95




Std. Gauge 90\* Crossover  
11-99006 \$49.95



Std. Gauge Track w/Roadbed -  
Lighted Lockon  
11-99004 \$5.99



Std. Gauge Track Bumpers  
11-99024 \$49.95




O/Std. Gauge Tubular  
Track Lighted Lockon  
11-99021 \$4.99

O/Std. Gauge Tubular Track  
Activation Device (TAD)  
11-99090 \$12.95



Std. Gauge Track - 1/2 Reg. Straight  
11-99096 \$2.99



Std. Gauge Track - 14" Straight  
11-99091 \$4.49



Std. Gauge Track - Straight w/Extra Ties  
11-99092 \$4.99



Std. Gauge Track - 36" Straight  
11-99098 \$7.99



Std. Gauge Track - 36" Extra Ties Straight  
11-99099 \$8.99



Std. Gauge Track - 72" Dia. Wide Radius Curve  
11-99094 \$4.99




Std. Gauge Track - 84" Dia. Curved  
11-99095 \$5.49




Std. Gauge Track - 42" Diam. 1/2 Curved  
11-99097 \$2.99




Std. Gauge Track - 42" Dia. Reg. Curved  
11-99093 \$4.49




Std. Gauge Track w/Roadbed -  
Adapter Track  
11-99010 \$8.99




Std. Gauge Track w/Roadbed - 28" Straight  
11-99003 \$9.99




Std. Gauge Track w/Roadbed -  
Switch Adapter  
11-99011 \$8.99




Std. Gauge Track w/Roadbed -  
3.5" Straight  
11-99018 \$4.49



Std. Gauge Track w/Roadbed -  
7" Straight  
11-99002 \$4.49




Std. Gauge Track w/Roadbed - 14" Straight  
11-99001 \$4.99




Std. Gauge Track w/Roadbed -  
42" Diam. Curve  
11-99042 \$4.99



Std. Gauge Track w/Roadbed -  
1/2 72" Diam. Curve  
11-99073 \$5.49



Std. Gauge Track w/Roadbed - 72" Diam. Curve  
11-99072 \$5.99



Std. Gauge Track w/Roadbed -  
1/2 42" Diam. Curve  
11-99043 \$4.49

# Join the Club

There are two different types of memberships, based on the tinplate gauge that most interests you.

## Standard Gauge Tinplate Membership



2011 MTHRRRC 512 Standard Gauge Gondola  
11-30106 Tinplate 500 Series Membership is \$120.00

## O Gauge Tinplate Membership



2011 MTHRRRC 2820 O Gauge Searchlight Car  
11-70063 Tinplate 2800 Series Membership is \$90.00



## Basic Club Membership

The Basic Club Membership does not include a club car  
60-1000 Basic Membership is \$25.00

As a member of the  
**M.T.H. RailRoders Club** you'll receive:

### Limited-Edition Club Car

Each year we produce beautifully decorated cars exclusively for our Club members. Members automatically receive the car that matches their Club membership (standard gauge or O gauge) and have the option to collect other Club cars as well.

### The CrossingGate™ Club Magazine



You will receive our full color Club magazines, jam-packed with product news, ideas from other members, rail history, & step-by-step articles explaining how M.T.H. technology can bring your railroad to life.

### 1st Class Mailing of Lionel Corp. and M.T.H. Catalogs

Club Members get all of our catalogs earlier than other mailing list members, via First-Class mailings, so they can order from their local train store before the best items are sold out.



### Carry on the Tradition with Memorabilia and Collectibles

Exclusive Releases  
Exclusive offers for MTHRRRC members come up every few months, including locomotives with Proto-Sound 2.0 that make a great head-end for your MTHRRRC Tinplate Traditions freight cars.



MTHRRRC members can still obtain earlier produced MTHRRRC cars by visiting the MTHRRRC pages on the website. Only MTHRRRC members can get these cars!

Previous Year Club Cars

### RailWare™ Software CD-ROM



Use your computer to design track layouts, search the database of all M.T.H. products, look at our past catalogs, listen to Proto-Sound® 2.0 train effects, & much more. This CD retails for \$79.95, but is yours FREE as a Club member.

### Club Card & Lapel Pin



Show the world your membership in this elite group of model railroaders with your high-quality embossed membership card & beautiful enamel lapel pin.

### Proto-Sound® 2.0 Upgrade Kits

Club members can save an additional 15% on these kits by visiting the MTHRRRC web page.

### Club Web Site

Visit [lionelcorporation.com](http://lionelcorporation.com), click the "Club" tab, and enter your member number to gain access to the Club web site. Here you can exchange messages with other Club members, keep up with the latest news, & even build your own homepage.

A Toy Train Story  
This comprehensive book is a must for collectors & other lovers of toy trains. 350 pages & 1900 color photos, hard cover. Add this book to your membership for only \$25.00 (50% off the \$49.95 cover price)!

# Lionel Corporation Tinplate Online

**LIONEL ELECTRIC TRAINS**  
MODEL RAILROAD ACCESSORIES  
LIONEL CORPORATION TINPLATE

HOME  
ABOUT US  
MY MTH  
MTHRRC  
DCS FUN!  
SHOPPING  
SERVICE  
CONTACT US

384 Ready-to-Run Train Sets Ship

4 Lionel Corp. Tinplate  
Travel back to the time when the toy train was "The One Toy That Guarantees a Happy Childhood." Our replicas of the glorious sheet-metal toy trains of the 1920s and '30s are available with traditional or 21st Century electronics.

Search this site:  Go

LIONEL NEWS  
The Lionel Corporation Tinplate Catalog Downloads  
Lionel Corporation Brute

GETTING STARTED WITH LIONEL CORP TRAINS  
PRODUCT SEARCH  
TRADITIONAL vs. CONTEMPORARY TRAINS  
VIDEO

Click Below To Learn More About Lionel And M.T.H.  
For Lionel's full product line, please visit Lionel.com  
For M.T.H.'s full product line, please visit mthtrains.com  
LICENSED BY LIONEL, LLC

**7 How does it work?**  
Misplaced an instruction manual or just want to know how a product works? Use Product Search to look up the item and view its instruction manual.

**LIONEL ELECTRIC TRAINS**  
MODEL RAILROAD ACCESSORIES  
LIONEL CORPORATION TINPLATE

HOME  
ABOUT US  
MY MTH  
MTHRRC  
DCS FUN!  
SHOPPING  
SERVICE  
CONTACT US

Standard Gauge "Brute" Electric Engine

As an age of industrialization, the "Brute" engine could have inspired some of the greatest fiction of the time. It's a classic, a classic in the truest sense of the word. It's a classic in the truest sense of the word. It's a classic in the truest sense of the word. It's a classic in the truest sense of the word.

**LIONEL ELECTRIC TRAINS**  
MODEL RAILROAD ACCESSORIES  
LIONEL CORPORATION TINPLATE

Search for a Product by Item Number

Advanced Search

Start with a product class:

Advanced Search

**LIONEL ELECTRIC TRAINS**  
MODEL RAILROAD ACCESSORIES  
LIONEL CORPORATION TINPLATE

Tinplate 408E  
Electric Locomotive

OPERATOR MANUAL (CONTEMPORARY)

Compatibility

Please Read Before Use and Save

**GOT QUESTIONS?**  
[www.lionelcorporation.com](http://www.lionelcorporation.com) has answers

We don't think we're exaggerating when we say Lionel Corp. has one of the most useful train manufacturer's sites on the Internet. Here's just a sample of the answers you can find online.

**1 What's the latest info on ...?**  
Use the Product Search to find the latest info on new products before they're delivered — sound sets, feature and paint scheme updates, and other information that arrived after the catalog was published.

**Did you ever make ....?**  
Use Product Search to search through nearly all of the tinplate items that Lionel Corp. and M.T.H. have made in the past 30 years, for your favorite road name, engine, or type of rolling stock.

**When is it coming?**  
Find an item with the Product Search feature, then click the Shipping icon to find out when it's due at your favorite hobby shop.

**2 Does any dealer still have ...?**  
Click the "Shopping" tab to locate hard-to-find items with our Product Locator, which searches the inventories of M.T.H. dealers across the country.

**3 How can I fix...?**  
The Service area of our site allows you to email a question to our factory technicians or find which of our 150+ local service centers is closest to you.

**What repair part do I need?**  
Use Product Search to find exploded diagrams and parts lists for Lionel Corporation and M.T.H. Tinplate Traditions locomotives and accessories, and then order the parts online or by phone.

**4 What's new?**  
New arrivals and other news are posted frequently on our home page.

**5 How do I sign up for the Newsletter?**  
To get the news as it happens, sign up for our free weekly electronic newsletter, with information on new Lionel Corp. products, industry news, and sneak peeks at upcoming specials!

**LIONEL ELECTRIC TRAINS**  
MODEL RAILROAD ACCESSORIES  
LIONEL CORPORATION TINPLATE

Shopping

Find a Dealer  
Enter your ZIP code

Play with DCS  
DCS Demo Center

**LIONEL ELECTRIC TRAINS**  
MODEL RAILROAD ACCESSORIES  
LIONEL CORPORATION TINPLATE

Service

Find the catalogs that best describe your question. Then click the accompanying link.

Questions plus PDF pictures, suggestions to produce you could like to see.

Sign up for our DCS, DCS Demo Center

Questions available about the website if you can't find your own answers.

DCS is available in the US & Canada. Questions from our friends, technicians & fans. It's free, so please don't hesitate to ask.

**LIONEL ELECTRIC TRAINS**  
MODEL RAILROAD ACCESSORIES  
LIONEL CORPORATION TINPLATE

DCS Fun

Discover Lionel Corporation items equipped with the Proto-Sound 2.0 system and other compatible operational accessories. For more information, please visit our website.

Sign up for our DCS, DCS Demo Center

Questions available about the website if you can't find your own answers.

**How can I learn more about DCS?**  
Click the "DCS Fun!" tab and follow the link to the protosound2.com Web site for DCS and Proto-Sound 2.0 information — and a list of Authorized DCS Demo Centers where you can try DCS hands-on.

**How can I update my DCS system or change a sound set?**  
Only DCS allows you to update your control system or change an engine's sound set right over the Internet. Follow the link to the protosound2.com Web site for DCS and Proto-Sound 2.0 downloads.

# Win a FREE Train Set!

Sign Up for our FREE Online  
Newsletter, and Enter to  
Win a Train Set!



Visit us online at [www.lionelcorporation.com](http://www.lionelcorporation.com) and click  
on the "Contact Us" link to sign up!

[www.lionelcorporation.com](http://www.lionelcorporation.com)



©2010 M.T.H. Electric Trains